

# How To Add/Edit Ethnicity Under List Of Value In Settings

## How to Add/Edit Ethnicity under List of Value in settings



## How to Add/Edit Ethnicity under List of Value in settings


A list of values or LOV is a common value that is used in different data entry screens and is shown in a dropdown list for selection. Different schools in different countries might need to adjust these values based on their requirements so the system allows an administrator to add/edit these values.

Navigate to:

**Menu Bar >> Settings >> List of Values**

The list of Ethnicity is created as a system default that can be edited or deleted as per your requirements.

Click on the  pencil mark to edit and the  trash can to delete.



To create a new Ethnicity, click '+ **Add Ethnicity**'.

Fill in the Title and click Submit



*Note: The system shows the name of the person who created a record and also the name and date when a record was updated.*



*If a value is assigned to a record, that value cannot be deleted. Only the name can be edited.*

---

Revision #4

Created 2026-01-26 21:02:04 UTC by Administrator

Updated 2026-01-26 21:45:42 UTC by Administrator