

# How To Add School Classification Under List Of Value In Settings


A list of values or LOV is a common value that is used in different data entry screens and is shown in a dropdown list for selection. Different schools in different countries might need to adjust these values based on their requirements so the system allows an administrator to add/edit these values.

To add School Classification, navigate to:


**Menu Bar >> Settings >> List of Values**

There are three school classifications that are created as system default that cannot be edited or deleted.


To create a new school classification, click '+ **Add School Classification**'.



Fill in the name of the School Classification and click Submit



Once saved, the data will look like this:



*Note: The system shows the name of the person who created a record and also the name and date when a record was updated.*



*If a value is assigned to a record, that value cannot be deleted. Only the name can be edited.*

---

Revision #6

Created 2026-01-26 21:02:03 UTC by Administrator

Updated 2026-01-26 21:58:27 UTC by Administrator