

How To Add Female Toilet Accessibility Under List Of Value In Settings



A list of values or LOV is a common value that is used in different data entry screens and is shown in a dropdown list for selection. Different schools in different countries might need to adjust these values based on their requirements so the system allows an administrator to add/edit these values.

To add Female Toilet Accessibility Type, navigate to:

Menu Bar >> Settings >> List of Values



Click '+ **Add Female Toilet Accessibility Type**'.

Fill in the Toilet Accessibility Type and click Submit



Note: You must fill in the actual functional toilet types you have in your school to provide accurate information to parents

Once saved, the data will look like this:



Note: The system shows the name of the person who created a record and also the name and date when a record was updated.



If a value is assigned to a record, that value cannot be deleted. Only the name can be edited.

Revision #6

Created 2026-01-26 21:01:59 UTC by Administrator

Updated 2026-01-26 21:58:18 UTC by Administrator